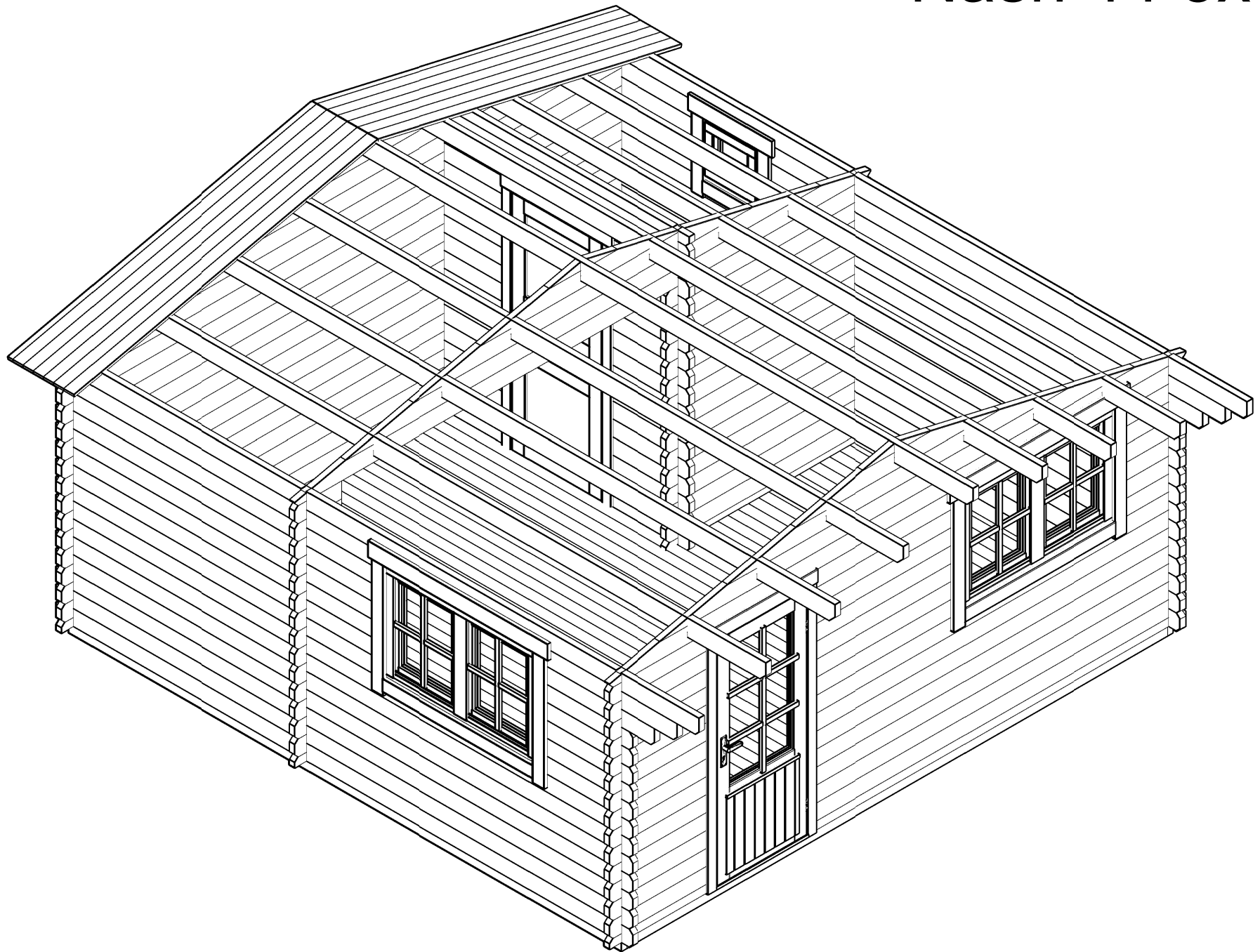
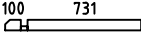
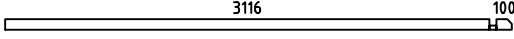



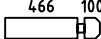

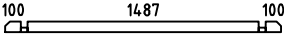


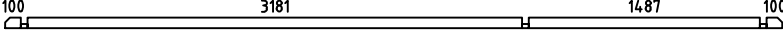





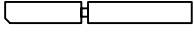








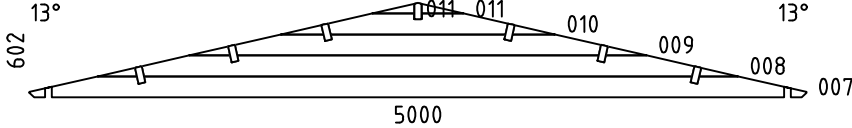
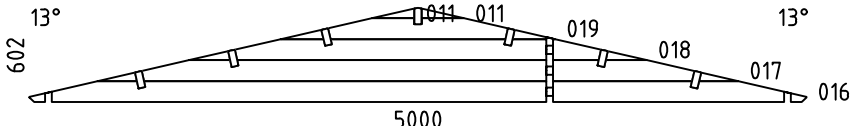













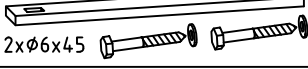

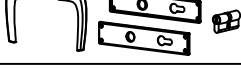
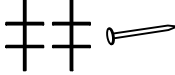

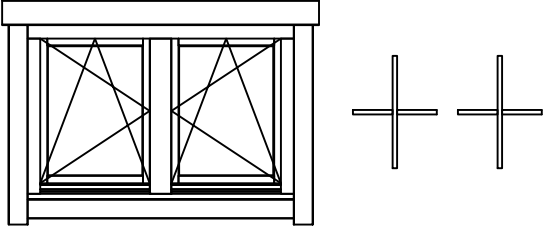
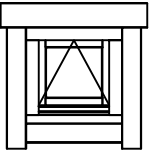
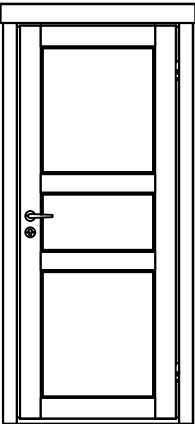
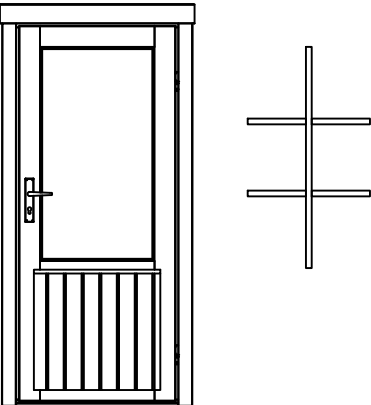


Nash 44 5x5

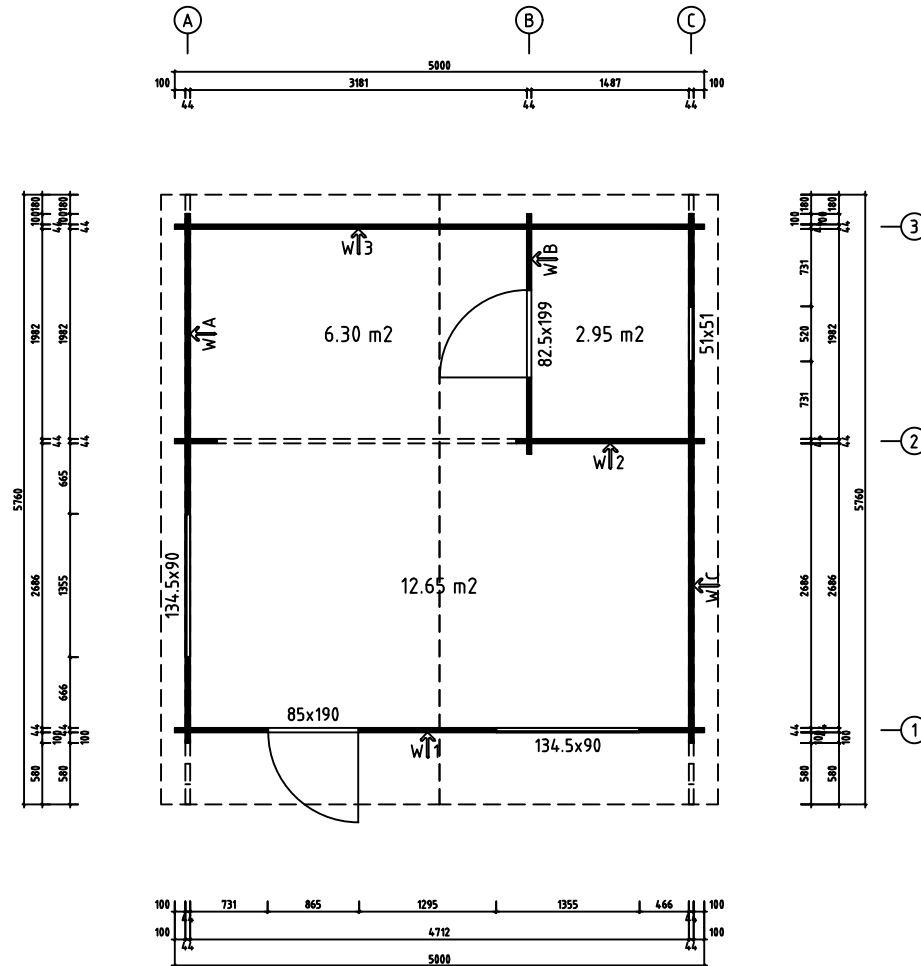


| Pos | Specification-Spezifikation-Specificatie-Nomenclature-Elementi-Especificacion | Qty | Profile (mm) | Lenght (mm) |
|-------|--|----------|--------------|-------------|
| 001 |  | 1 | 44x68 | 875 |
| 002 |  | 1 | 44x68 | 3260 |
| 003 |  | 18 | 44x135 | 875 |
| 004 |  | 7 | 44x135 | 3260 |
| 005 |  | 7 | 44x135 | 1295 |
| 006 |  | 7 | 44x135 | 610 |
| 012 |  | 1 | 44x68 | 400 |
| 013 |  | 1 | 44x68 | 1775 |
| 014 |  | 14 | 44x135 | 400 |
| 015 |  | 14 | 44x135 | 1775 |
| 020 |  | 1 | 44x68 | 5000 |
| 021 |  | 14 | 44x135 | 5000 |
| 022 |  | 17 | 44x135 | 5000 |
| 023 |  | 5 | 44x135 | 810 |
| 024 |  | 7 | 44x135 | 2835 |
| 025 |  | 1 | 44x135 | 1005 |
| 026 |  | 1 | 44x135 | 1200 |
| 027 |  | 1 | 44x135 | 5760 |
| 028 |  | 30 | 44x135 | 715 |
| 029 |  | 2 | 44x135 | 2270 |
| 030 |  | 1 | 44x81 | 2270 |
| 031 |  | 2 | 44x135 | 3605 |
| 032 |  | 1 | 44x135 | 3800 |
| Model | Nash 44 5x5 | Material | Page 1/3 | |

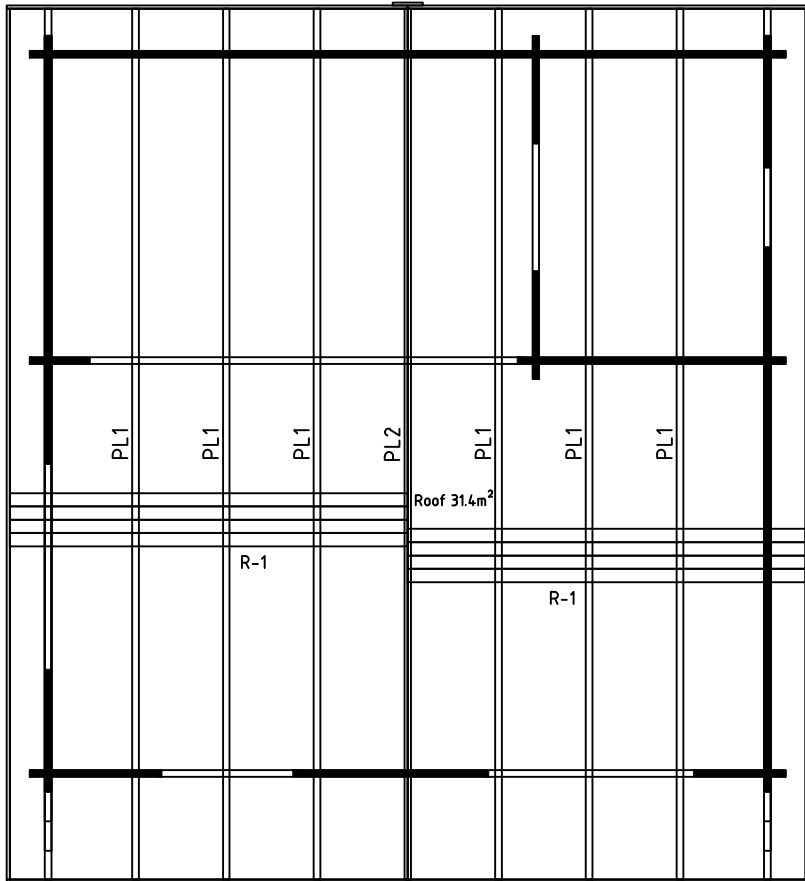
| Pos | Specification-Spezifikation-Specificatie-Nomenclature-Elementi-Especificacion | Qty | Profile (mm) | Lenght (mm) |
|-------|--|--------------|-----------------|-------------|
| 033 |  | 1 | 44x135 | 3995 |
| 034 |  | 1 | 44x135 | 5760 |
| W1-1 |  | 1 | | |
| W2-1 |  | 1 | | |
| W3-1 |  | 1 | | |
| F1 | FOUNDATION-FUNDAMENT-FONDATION-FONDAZIONE-VIGAS DE CIMENTACIÓN  | 2 | 44x70 | 4790 |
| F2 | FOUNDATION-FUNDAMENT-FONDATION-FONDAZIONE-VIGAS DE CIMENTACIÓN  | 13 | 44x70 | 4702 |
| PL1 | PURLIN-DAKBALK-DACHPFETTE-PANNE-ARCARECCIO-CORREA  | 6 | 44x144 | 5760 |
| PL2 | PURLIN-DAKBALK-DACHPFETTE-PANNE-ARCARECCIO-CORREA  | 1 | 44x144 | 5760 |
| F-1 | Floor board-Fussbodenbrett-Vloerplank-Lame de plancher-Tavola pavimento-Tabla de suelo  | 37+1 29+1 | 88x18 114x18 | 4702 |
| F-2 | Floor board-Fussbodenbrett-Vloerplank-Lame de plancher-Tavola pavimento-Tabla de suelo  | 17 14 | 88x18 114x18 | 2676 |
| F-3 | Floor board-Fussbodenbrett-Vloerplank-Lame de plancher-Tavola pavimento-Tabla de suelo  | 17 14 | 88x18 114x18 | 1972 |
| R-1 | Roof board-Dachbrett-Dakplank-Volige-Tavola tetto-Tabla de tejado  | 132 102 | 88x18 114x18 | 2700 |
| FLB-1 | Floor beading 3000-Fussbodenleiste-Plinten-Moulure de finition-Listello pavimento-Liston de suelo  | 9 | 18x40 | 27rmt. |
| GB-1 | Gable board 95-Giebelblende-Gevelplank-Planche de rive-Tavola di bordo-Tabla de borde  | 4 | 18x95 | 2880 |
| GB-1 | Gable board 120-Giebelblende-Gevelplank-Planche de rive-Tavola di bordo-Tabla de borde  | 4 | 18x120 | 2740 |
| RL-1 | Roofing lath 3000-Giebelleiste-Gevellijst-Latte de rive-Listello di bordo-Listones de borde  | 8 | 18x40 | 24rmt. |
| SS-1 | Storm slat kit-Sturmleiste satz-Stormanker set-Kit de latte anti tempête-Kit listello di tempesta-Kit liston anti tormenta  | 4 | 18x40 | 2000 |
| D | Diamond  | 2 | | |
| | Door kit-Tür satz-Deur set-Kit porte-Kit porta-Kit para puerta  | 1 | | |
| Model | Nash 44 5x5 | Material | Page | 2/3 |

| Pos | Specification-Spezifikation-Specificatie-Nomenclature-Elementi-Especificacion | Qty | Profile (mm) | Lenght (mm) |
|-------|---|----------|--------------|-------------|
| | Nail 1.6x30-Nagel-Spijker-Clou-Chiodo-Clavo  | 40 | 1.6x30 | |
| | Window handle set-Fenstergriff-Raamgreep-Ferrure de fenêtre-Ferramenta finestra-Manilla ventana  | 5 | | |
| | WINDOW 1345x900 DW0-4DK 1345x900-44 ISO  | 2 | | |
| | WINDOW 510x510 WODKN 510x510-44 ISO  | 1 | | |
| | DOOR 825x1990 IND F 825x1990-44 R  | 1 | | |
| | DOOR 850x1900 SD06-6 F 850x1900-44 ISO R  | 1 | | |
| | | | | |
| | | | | |
| Model | Nash 44 5x5 | Material | Page | 3/3 |

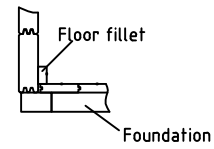
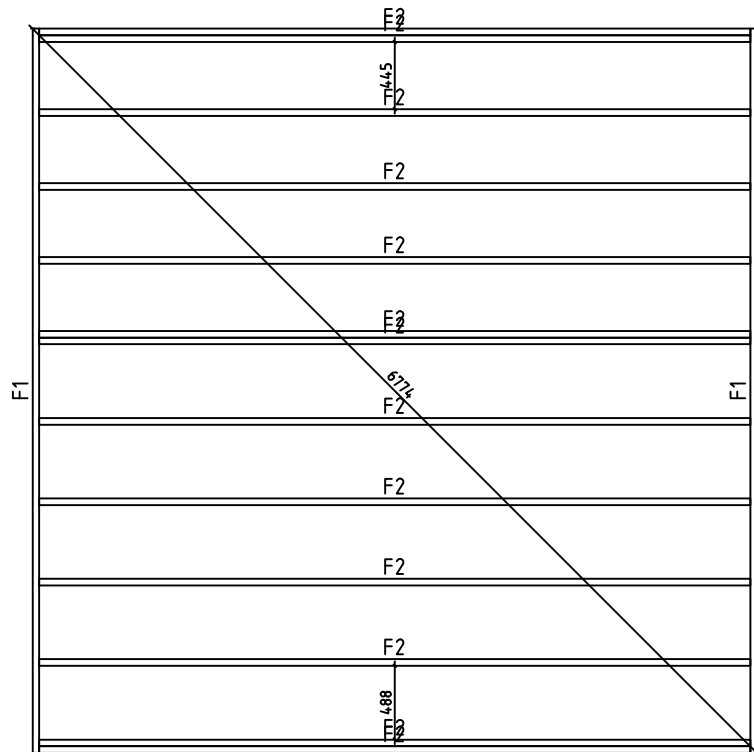
H = 1.600 m
 TOTAL: 21.90 m²



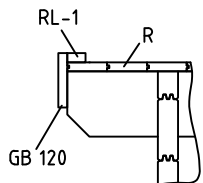
| | | |
|-------------------|----------------------|-----------------|
| Model Nash 44 5x5 | | Page PLAN |
| Client | | Scale 1:50 |
| Material 44x135 | | Date 17.02.2026 |
| Company | File Nash 44 5x5.dwg | |



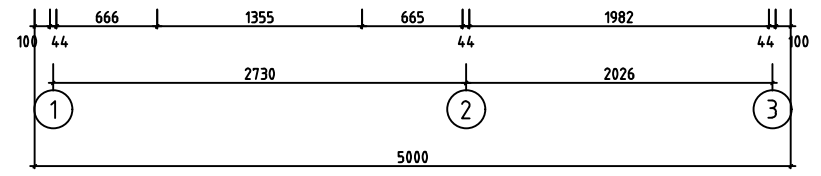
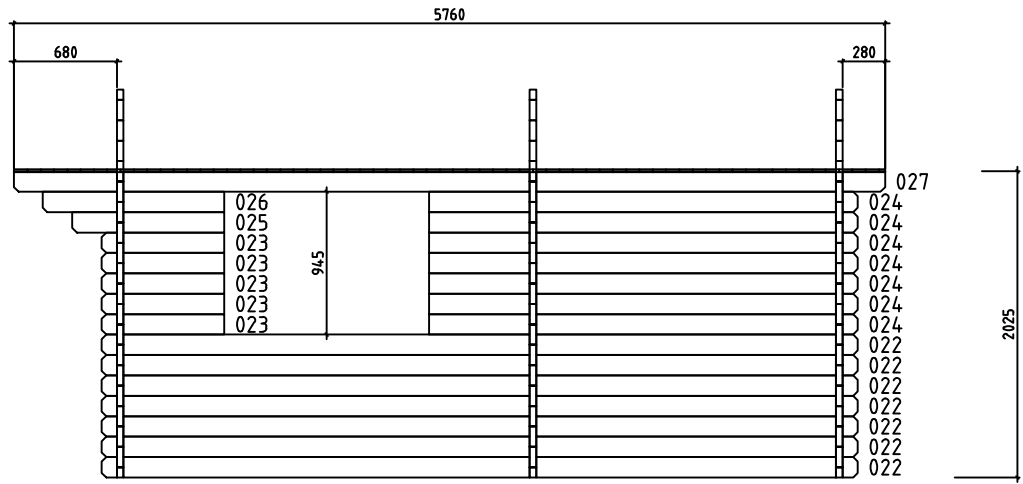
| | | | |
|----------|-------------|-------|-----------------|
| Model | Nash 44 5x5 | Page | ROOF |
| Client | | Scale | 1:50 |
| Material | 44x135 | Date | 17.02.2026 |
| Company | | File | Nash 44 5x5.dwg |



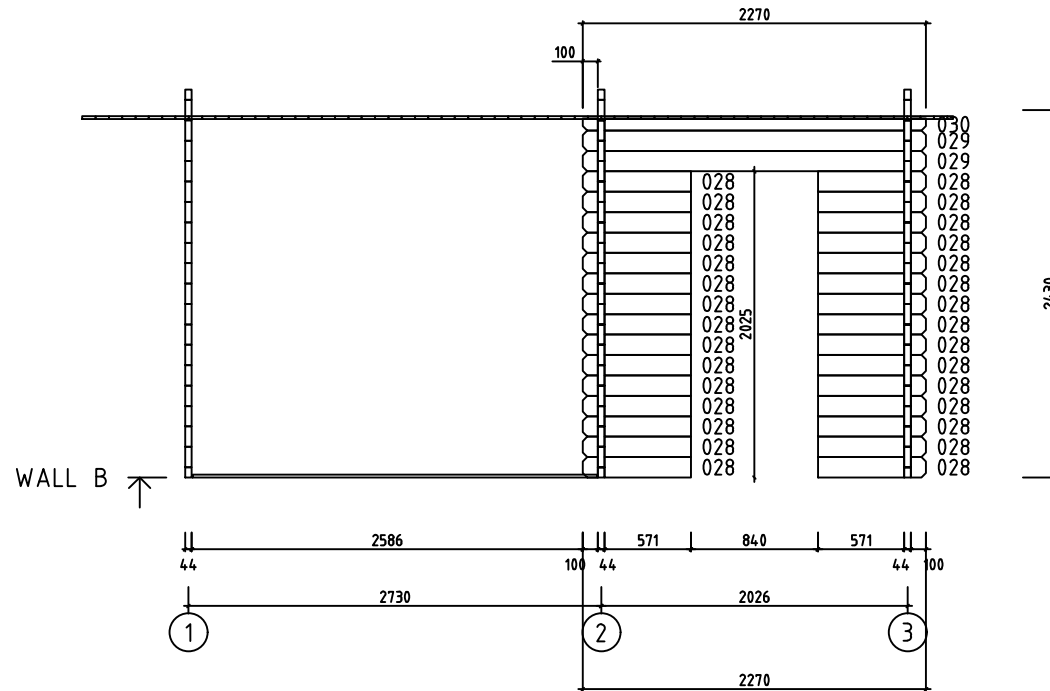
| | | | |
|----------|-------------|-------|-----------------|
| Model | Nash 44 5x5 | Page | FOUNDATION |
| Client | | Scale | 1:50 |
| Material | 44x135 | Date | 17.02.2026 |
| Company | | File | Nash 44 5x5.dwg |



WALL A ↗

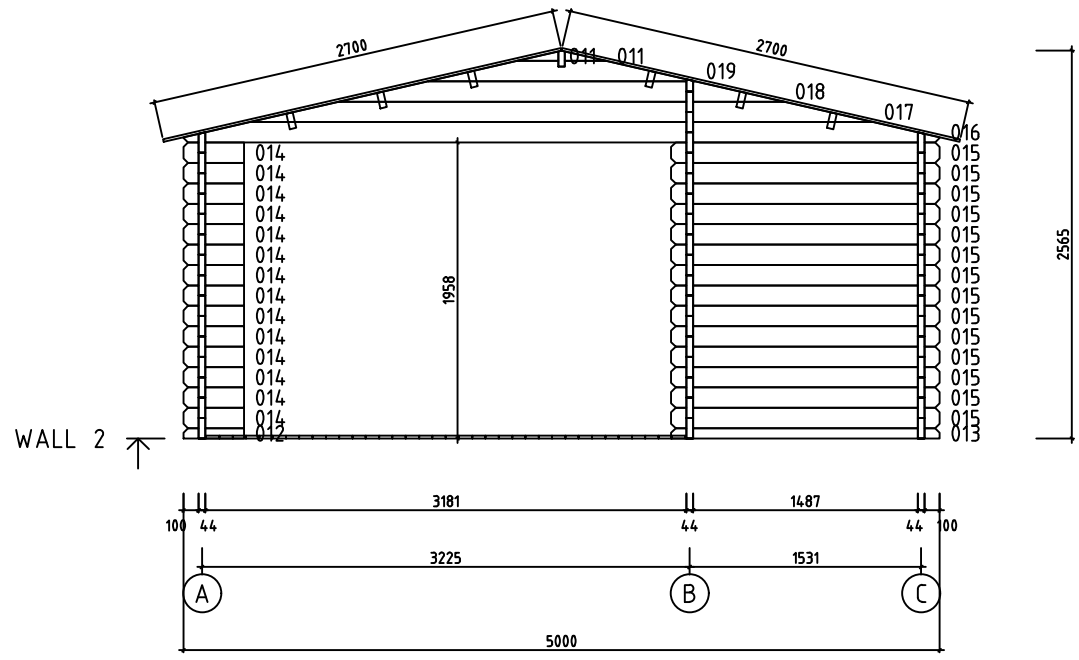


| | | | |
|----------|-------------|-------|-----------------|
| Model | Nash 44 5x5 | Page | 2 |
| Client | | Scale | 1:50 |
| Material | 4.4x13.5 | Date | 17.02.2026 |
| Company | | File | Nash 44 5x5.dwg |

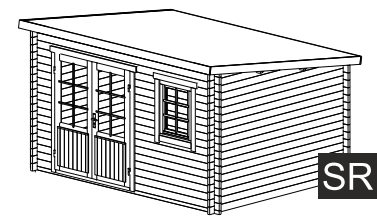
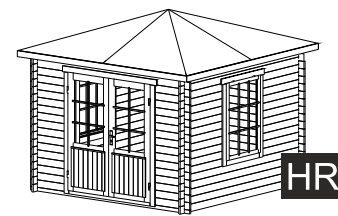
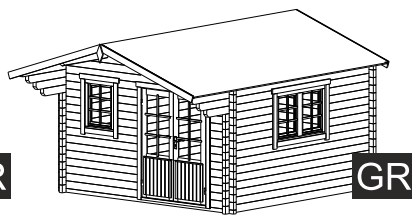
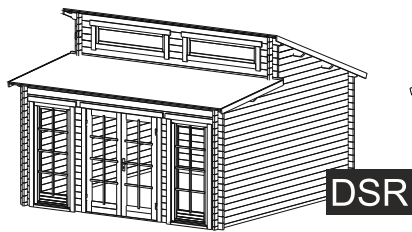
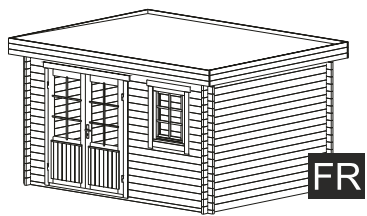


0 0.5m 1.0m 2.0m

| | | | |
|----------|-------------|-------|-----------------|
| Model | Nash 44 5x5 | Page | 3 |
| Client | | Scale | 1:50 |
| Material | 4.4x13.5 | Date | 17.02.2026 |
| Company | | File | Nash 44 5x5.dwg |



| | | | |
|----------|-------------|-------|-----------------|
| Model | Nash 44 5x5 | Page | 6 |
| Client | | Scale | 1:50 |
| Material | 4.4x13.5 | Date | 17.02.2026 |
| Company | | File | Nash 44 5x5.dwg |



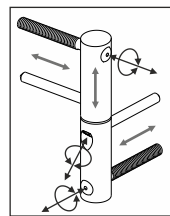
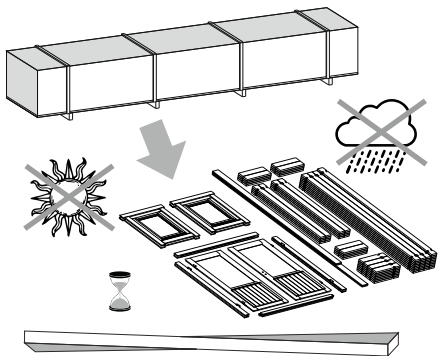
FR

DSR

GR

HR

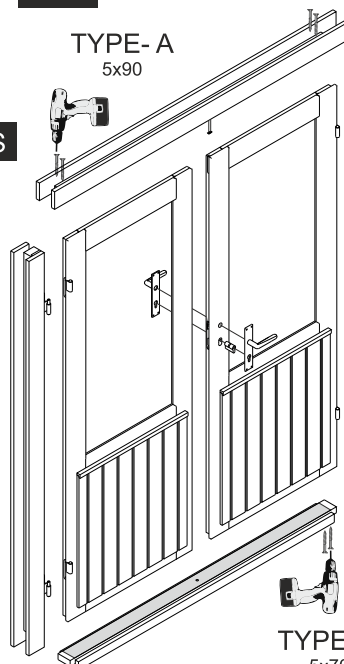
SR



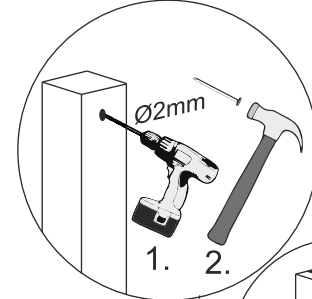
ADJUSTABLE HINGES

3.

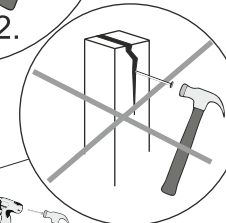
TYPE-A
5x90



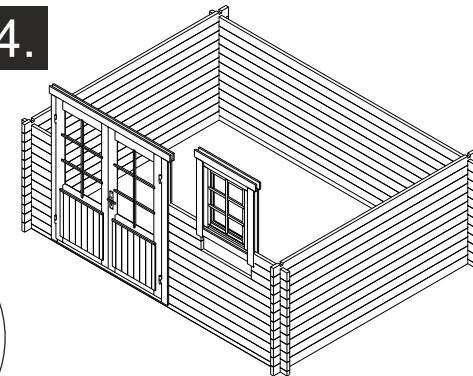
OPTIONS



1. 2.

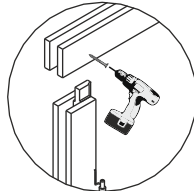
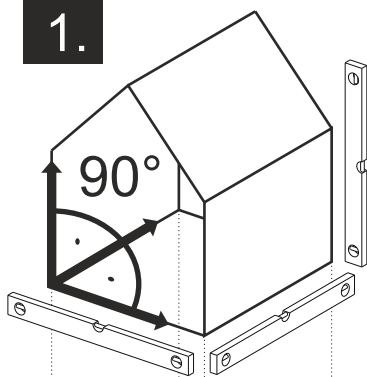


4.

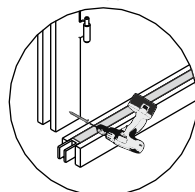


OPTIONS

1.



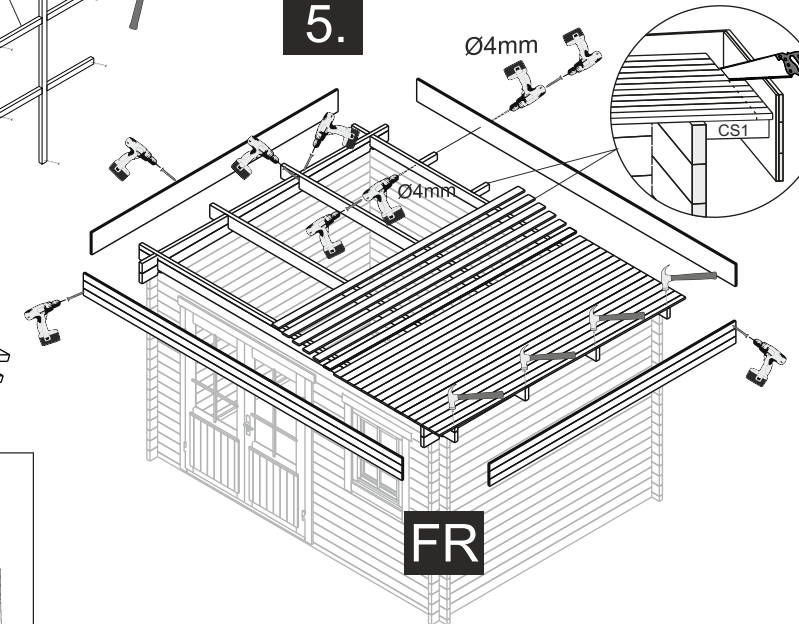
TYPE-B
4x60



TYPE-A
5x70

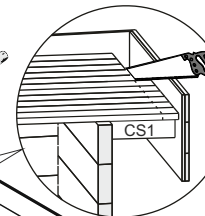
NB!

5.



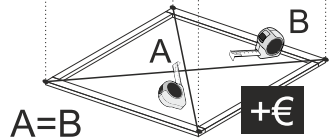
Ø4mm

Ø4mm

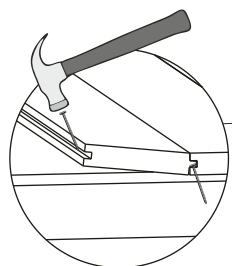


CS1

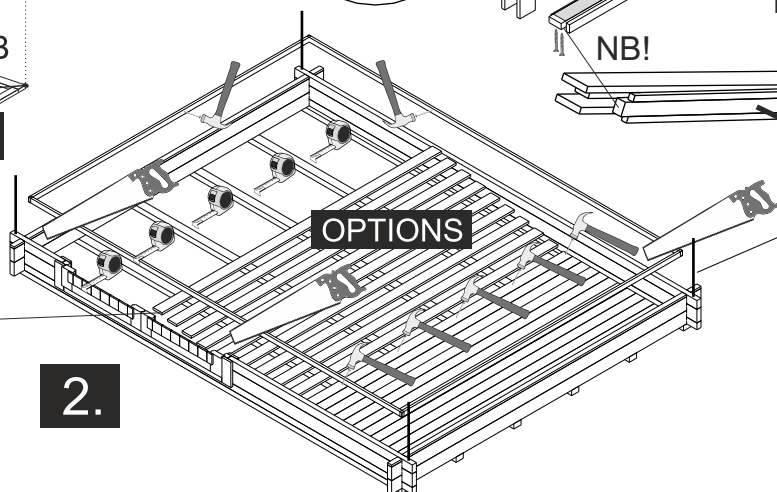
FR



+€

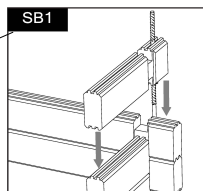


2.



OPTIONS

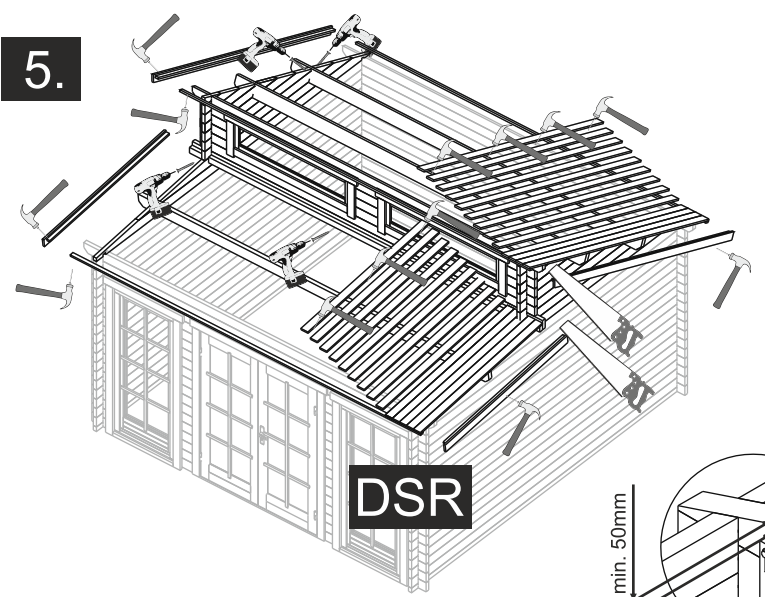
OPTIONS



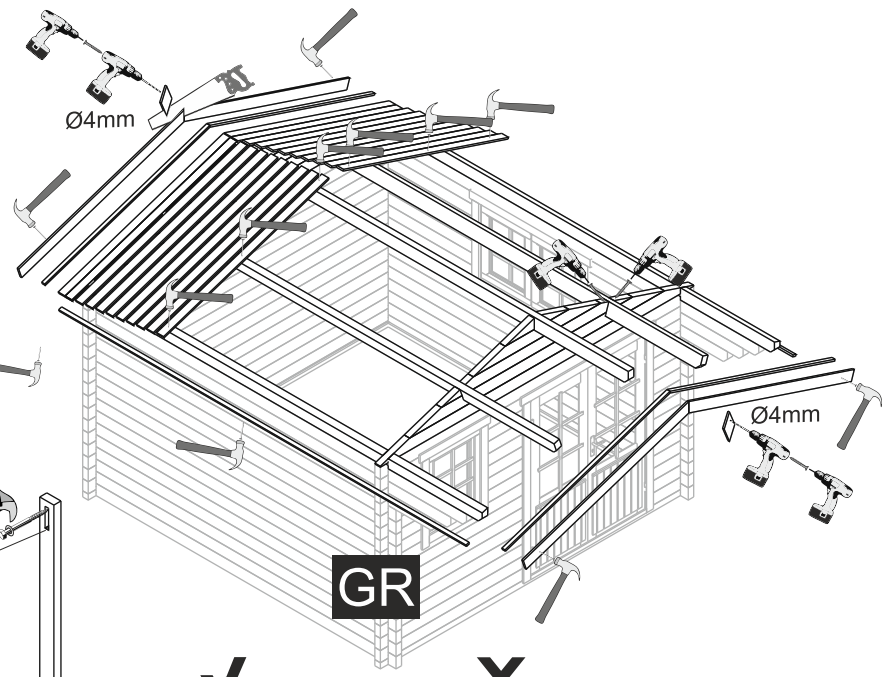
SB1

The guide is illustrative. This guide is not project specification.
Der Leitfaden ist illustrativ. Dieser Leitfaden ist keine Projektspezifikation.
De gids is illustratief. Deze gids is geen projectspecificatie.


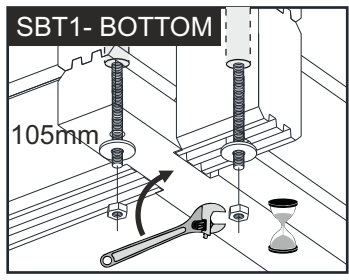
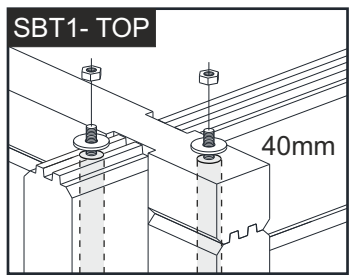
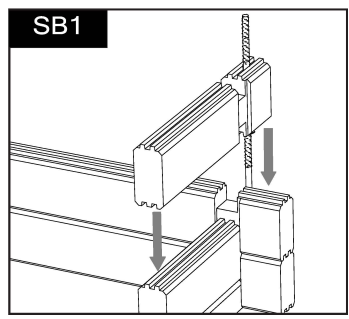
5.



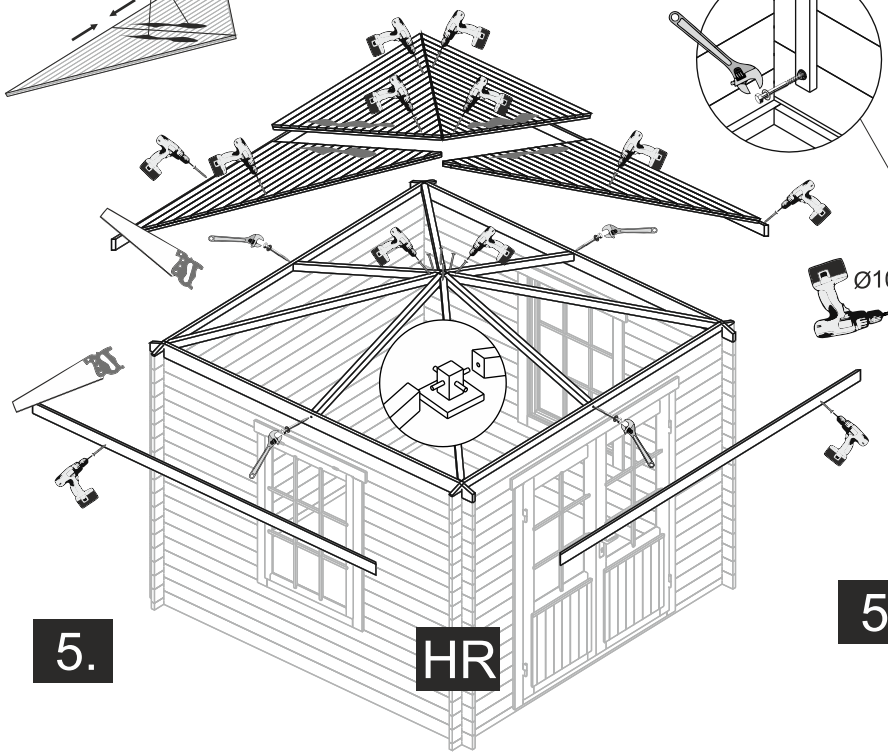
5.



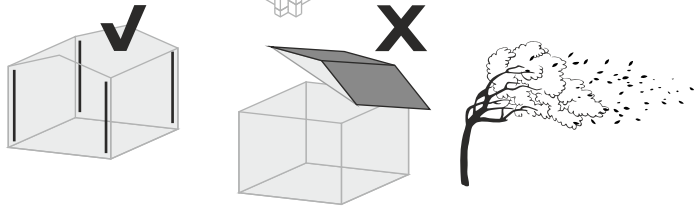
OPTIONS



NB!

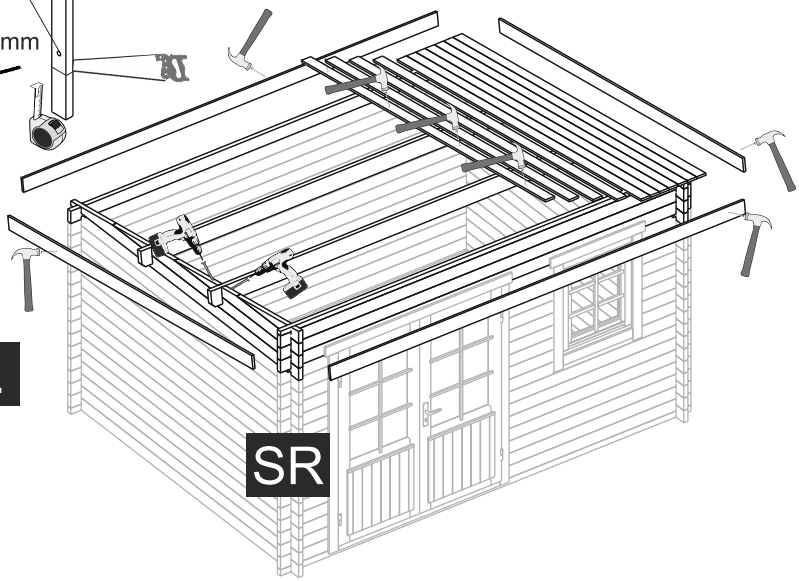


5.



OPTIONS-STORM BRACES

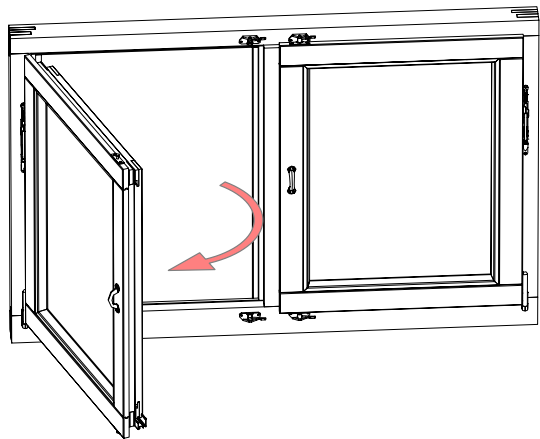
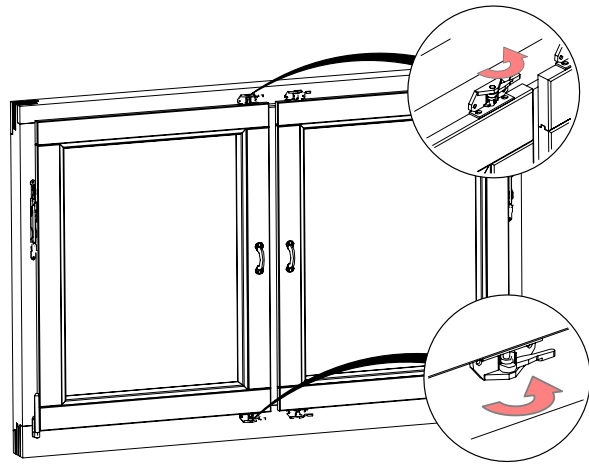
5.



SR

Öffnung/Opening

A



B

